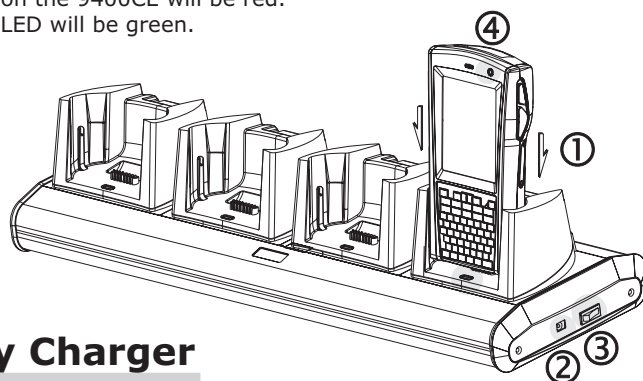


# 9400 Accessories



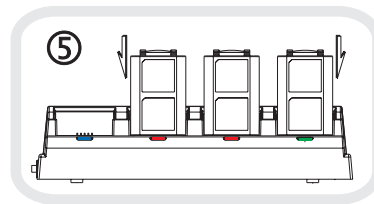
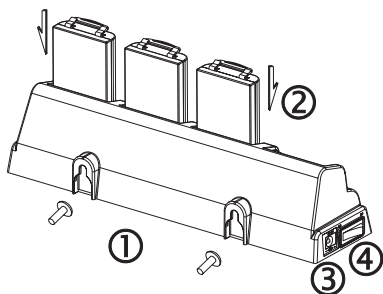
## 4-Slot Charging Cradle

1. Seat the mobile computers in the 4-Slot Charging Cradle.
2. Connect the power supply cord to a suitable power outlet.
3. Press the power switch on, and the cradle's LED will be blue.
4. While charging, the LED on the 9400CE will be red.  
When fully charged, the LED will be green.



## 4-Slot Battery Charger

1. The Battery Charger can be mounted on table or wall.  
Drill two holes (centers spaced 105 millimeters apart),  
secure the two supplied screws, and mount the Battery Charger by sliding over screws.
2. Seat batteries with contacts facing to back.
3. Connect the power supply cord to a suitable power outlet.
4. Press the power switch on, and the charger's LED will be blue.
5. While charging, the LED will be red. When fully charged, the LED will be green.



**⚠ RISK OF EXPLOSION IF BATTERY IS REPLACED BY AN INCORRECT TYPE. DISPOSE OF USED BATTERIES ACCORDING TO THE INSTRUCTIONS.**

These charging devices are intended for the use of 9400CE Mobile Computers. Read the instructions in the product reference manual and safety marking on the product itself.

- ✓ To charge the batteries to full, it requires approximately eight hours for the first time. After the initial charging, it takes approximately four hours to charge the batteries to full. However, the charging time may vary by temperature and the condition of the battery.
- ✓ The use of any batteries or charging devices, which are not originally sold or manufactured by CipherLab, will void your warranty and may cause damage to human body or the product itself.
- ✓ The charging devices use an AC power adaptor. A socket outlet shall be installed near the equipment and shall be easily accessible. Make sure there is stable power supply for the charging device to operate properly.
- ✓ Do not disassemble, incinerate or short circuit the battery.
- ✓ Do not disassemble the charging device. There are no user-serviceable parts inside.
- ✓ Do not expose the devices or batteries to any flammable sources.
- ✓ Recycle the batteries in a proper way according to local regulations.

### Electrical Characteristics

Power Adaptor                      Output - DC 6V / 6A      / Input - AC 110/220 V

### Environmental Characteristics

Temperature                      Operating 5°C ~ 40°C / Storage -20°C ~ 60 °C

Humidity (non-condensing)    Operating 10% ~ 90% / Storage 5% ~ 95%



**It is recommend that the charging devices be operated at room temperature (18°C ~ 25°C) for optimal performance.**